

1A VOCABULARY Numbers; days of the week

a Find the words for numbers 1–10 and the days of the week.

T	H	R	E	E	S	Y	T	S	I	X	T
R	H	J	L	E	A	U	U	G	F	F	W
F	Y	U	E	N	T	Y	E	D	N	R	O
O	N	E	R	F	U	H	S	P	N	I	S
U	H	T	H	U	R	S	D	A	Y	D	T
R	N	V	H	B	D	P	A	T	M	A	E
T	E	N	X	T	A	A	Y	C	O	Y	I
S	N	I	N	E	Y	E	Y	H	N	U	G
W	E	D	N	E	S	D	A	Y	D	F	H
B	E	X	R	D	H	R	V	V	A	I	T
T	I	N	A	S	E	V	E	N	Y	V	L
S	U	N	D	A	Y	J	S	P	Q	E	F

b Write the words in the chart.

Numbers

1 2 3 4 5
one _____

6 7 8 9 10

Days of the week

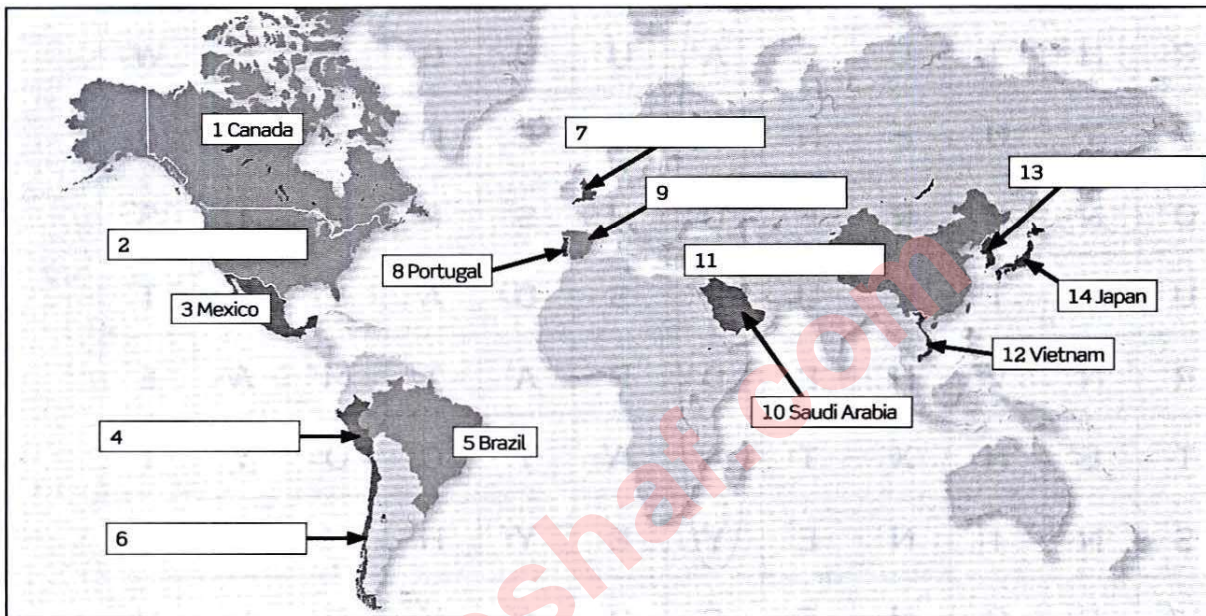
Sunday M _____ T _____ W _____
 T _____ F _____ S _____



1B VOCABULARY Countries

Student A

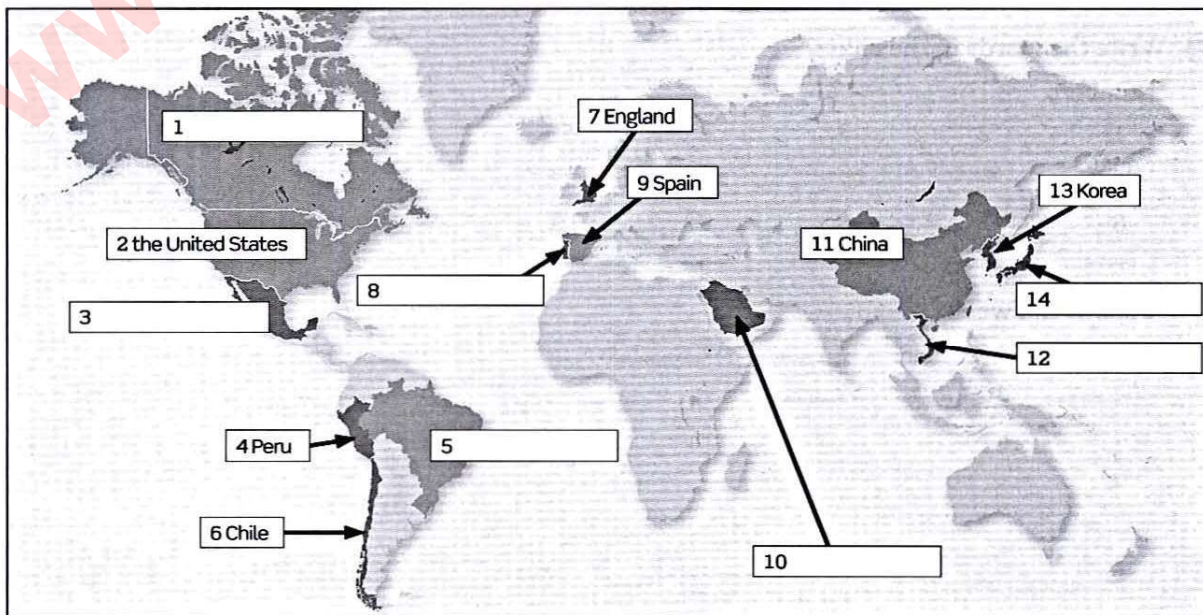
Look at the map. Ask your partner about the countries in the box. Write the names of the countries on the map.



the United States England Peru Chile Korea China Spain

Student B

Look at the map. Ask your partner about the countries in the box. Write the names of the countries on the map.








Canada Portugal Mexico Brazil Japan Vietnam Saudi Arabia

PE1 VOCABULARY Classroom language

● Look at the pictures. Write what the people say. Use the sentences below.

- | | |
|----------------------------------------------------------------------------------------------------------------------------------------------------------------------------------------------------------|---------------------------------------------------------------------------------------------------------------------------------------------------------------------------------------------------------------------------|
| <ul style="list-style-type: none"> a Please, close your book. b Sit down, please. c Go to page 7. d How do you spell it? e Sorry, I don't understand. | <ul style="list-style-type: none"> f What's this in English? g Can you repeat that, please? h Look at the board, please. i Open your book, please. j Please, stand up. |
|----------------------------------------------------------------------------------------------------------------------------------------------------------------------------------------------------------|---------------------------------------------------------------------------------------------------------------------------------------------------------------------------------------------------------------------------|





2A VOCABULARY Nationalities and languages

a Complete the chart with the nationalities and languages for each country.

COUNTRY	NATIONALITY	LANGUAGE
Canada	_____ <i>n</i> _____	_____ <i>*</i> _____
Brazil	_____	<i>P</i> _____
Saudi Arabia	_____	_____ <i>c</i> _____
China	_____ <i>s</i> _____	_____
Spain	_____	_____ <i>h</i> _____
the United States	_____ <i>r</i> _____	_____
Mexico	_____ <i>c</i> _____	_____
Korea	_____	_____ <i>n</i> _____
Peru	_____ <i>v</i> _____	_____
Chile	_____ <i>a</i> _____	_____
Portugal	_____	_____ <i>u</i> _____
England	<i>E</i> _____	_____
Vietnam	_____ <i>m</i> _____	_____
the UK	<i>B</i> _____	_____

* French is also an official language in Canada.

b Complete each sentence with a number

- Spanish is the language in four countries on the list.
- Portuguese is the language in _____ countries.
- English is the language in _____ countries on the list.

2B VOCABULARY Numbers dictation

Student A

- a Write the numbers in words.

Your numbers	Your partner's numbers
15 <i>fifteen</i>	<i>11</i>
23 _____	_____
37 _____	_____
48 _____	_____
56 _____	_____
61 _____	_____
79 _____	_____
84 _____	_____
92 _____	_____

- b Dictate the numbers to your partner.
c Listen to your partner. Write your partner's numbers in the chart.
-

Student B

- a Write the numbers in words.

Your numbers	Your partner's numbers
11 <i>eleven</i>	<i>15</i>
27 _____	_____
31 _____	_____
43 _____	_____
54 _____	_____
69 _____	_____
78 _____	_____
82 _____	_____
96 _____	_____

- b Listen to your partner. Write your partner's numbers in the chart.
c Dictate the numbers to your partner.